



PHOTOFACT[®] with CIRCUITRACE[®]

For Supplier Address See PHOTOFACT Index

NOTE: Manufacturer Part Numbers Shown Are BENDIX



VOLVO MODEL 8BVO
(68)

ALIGNMENT INSTRUCTIONS

Check for specified source voltage.
Use only enough generator output
to provide a usable indication.
Suggested Alignment Tools:

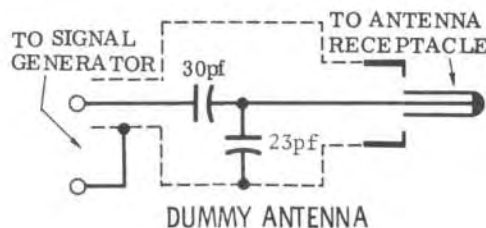
A1 thru A4...GENERAL CEMENT 9296,9297,9300
WALSCO #2510,2546,2547
A5,A6,A7.....GENERAL CEMENT 8271,8868,9087
WALSCO #2521,2528,2587

PUSH-BUTTON ADJUSTMENT

1. Pull button out.
2. Tune manually to desired station.
3. Press button in firmly.
4. Repeat for remaining buttons.

| | GENERATOR COUPLING | GENERATOR FREQUENCY | RADIO DIAL SETTING | INDICATOR | ADJUST | REMARKS |
|---|--|---------------------------------|-------------------------|---------------------------------------|-----------------|---|
| 1. | High side thru .1mfd to point Δ , low side to ground. | 262.5KC 400 cycle modulation | High freq. end stop. | Output meter across voice coil. | A1,A2, A3,A4 | Adjust for maximum. |
| 2. | Thru dummy antenna to antenna input. | 1605KC | " | " | A5,A6, A7 | " |
| Step 3 is not necessary unless tuner or associated components have been disturbed. If necessary, back tuning cores (A8,A9,A10) out of coils but not out of forms. Repeat Step 2. | | | | | | |
| 3. | Thru dummy antenna to antenna input. | 1000KC | Tune to signal | Output meter across voice coil | A8,A9, A10 | Adjust for maximum. Repeat Steps 2 and 3 until no further improvement is noted |

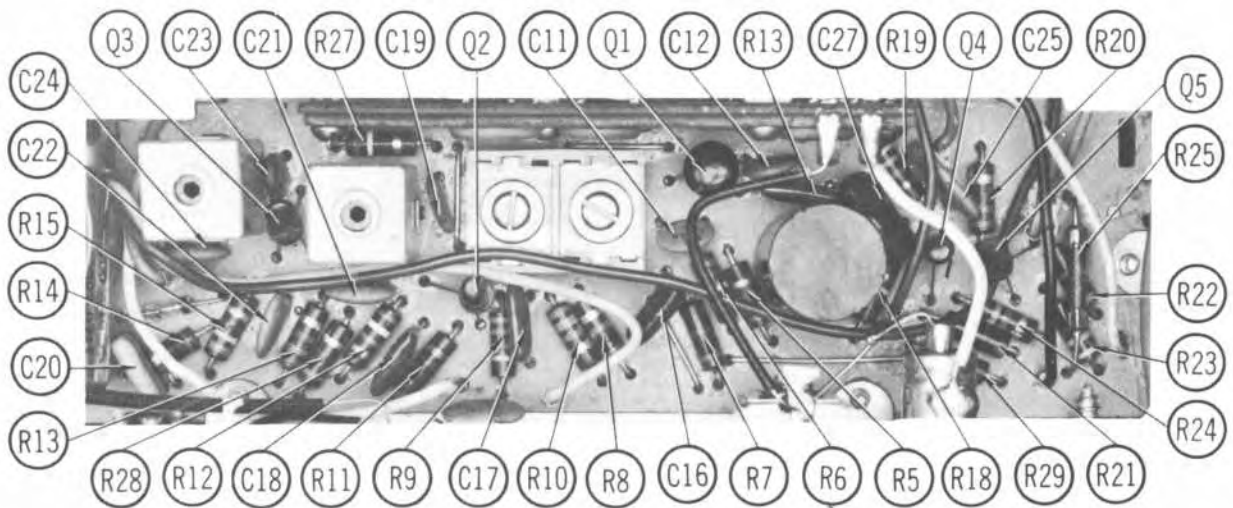
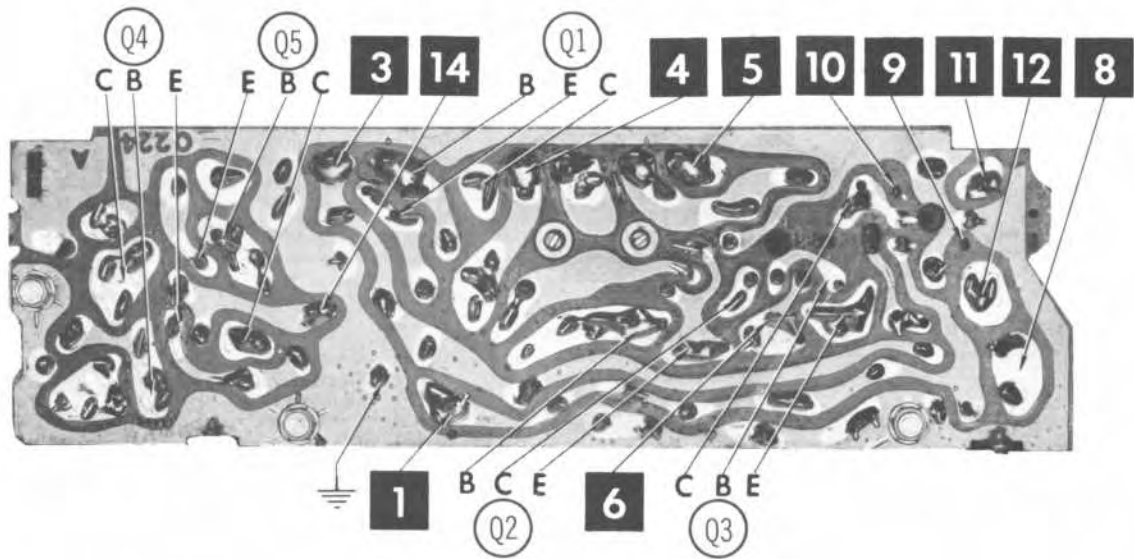
With radio installed in car and antenna extended to desired height, tune in a weak station near 1400KC and adjust A7 for maximum output. Antenna adjustment (A7) is located on left rear center.



VOLVO MODEL 8BVO

HOWARD W. SAMS & CO., INC. Indianapolis, Indiana 46206

© 1969 Howard W. Sams & Co., Inc. Printed in U. S. of America TD552R



VOLVO MODEL 88V0

PARTS LIST AND DESCRIPTION

(When ordering parts, state Model, Part Number, and Description.)

Replacement parts shown may be superseded by the availability of newly introduced replacements.
Have your local distributor check Sams COUNTER FACTS for the most up-to-date replacement.

TRANSISTORS

| ITEM No. | TYPE No. | FUNCTION | REPLACEMENT DATA | | | | | | |
|----------|----------|-----------|------------------|----------------|---------------------------|----------------------------------|-------------------|--------------|-------------------|
| | | | MFGR. PART No. | DELCO PART No. | GENERAL ELECTRIC PART No. | INTERNATIONAL RECTIFIER PART No. | MOTOROLA PART No. | RCA PART No. | SYLVANIA PART No. |
| Q1 | | RF Amp | 2093308-0704 | DS-71 | GE-20 | TR-21 | HEP54 | SK3018 | ECG 107 |
| Q2 | | Converter | 2093308-0705 | DS-72 | GE-20 | TR-21 | HEP54 | SK3018 | ECG 107 |
| Q3 | | IF Amp | 2093308-0706 | DS-72 | GE-20 | TR-21 | HEP54 | SK3018 | ECG 107 |
| Q4 | | AF Amp | 2092609-0718 | DS-66 | GE-10 | TR-21 | HEP54 | SK3020 | ECG 123 |
| Q5 | | AF Amp | 2057013-0702 | DS-83 | GE-21 | TR-19 | HEP51 | SK3025 | ECG 125 |
| Q6 | | Output | 4080187-0507 | | | | HEP245 (1) | | ECG 152(1) |

(1) Use original mounting base.

POWER RECTIFIERS & SIGNAL DIODES

| ITEM No. | MFGR. PART OR TYPE No. | REPLACEMENT RECTIFIERS & DIODES | | | REPLACEMENT RECTIFIERS | NOTES |
|----------|------------------------|---------------------------------|----------------------------------|-------------------|------------------------|-------|
| | | GENERAL ELECTRIC PART No. | INTERNATIONAL RECTIFIER PART No. | SYLVANIA PART No. | RCA PART No. | |
| X1 | 2092055-0001 | 1N34AS | 1N34A | ECG 109 | | |
| X2 | 2092055-0001 | 1N34AS | 1N34A | ECG 109 | | |

ELECTROLYTIC CAPACITORS

| ITEM No. | RATING | REPLACEMENT DATA | | | | | | |
|----------|---------|------------------|------------------|--------------------|---------------------------|---------------------------|------------------|------------------|
| | | PART No. | AEROVOX PART No. | CENTRALAB PART No. | CORNELL-DUBILIER PART No. | GENERAL ELECTRIC PART No. | MALLORY PART No. | SPRAGUE PART No. |
| C1A | 900 16V | 2092983-0711 | PWH2-02-065 | BPC0012 | | | | PCL-2182 |
| B | 700 16V | | | | | | | |
| C2A | 50 4V | 2092246-0710 | BCD3X100050 | | | | | |
| B | 1000 4V | | | | | | | |

CAPACITORS

| ITEM No. | RATING | REMARKS | REPLACEMENT DATA | | | | | |
|----------|----------|---------------|------------------|--------------------|---------------------------|------------------|------------------|------------------|
| | | | AEROVOX PART No. | CENTRALAB PART No. | CORNELL-DUBILIER PART No. | ELMENCO PART No. | MALLORY PART No. | SPRAGUE PART No. |
| C10 | 45-250 | #219083-0010 | | | | S464 | | |
| C11 | 47 | | NPO-DI 50 | DTZ-50 | CX601CG470K | CCT0-510 | CN0450 | 10TCC-Q50 |
| C12 | 820 | | GPD X5F821K | DD-821 | JBY601YP821K | CCD-821 | GP382 | 10TS-T82 |
| C13 | .01 | | TTP-01 | CK-103 | HOY101ZV103P | CCD-103 | TA110 | TG-S10 |
| C14A | 305-375 | #2092422-0718 | | | | | | |
| B | 180 | | | | | | | |
| C | 370-445 | | | | | | | |
| C15 | .05 | | TTP-05 | CK-503 | HOV101ZV503Z | CCD-503 | TA150 | TGL-S50 |
| C16 | .01 | | TTP-01 | CK-103 | HOY101ZV103P | CCD-103 | TA110 | TG-S10 |
| C17 | .01 | | TTP-01 | CK-103 | HOY101ZV103P | CCD-103 | TA110 | TG-S10 |
| C18 | .01 | | TTP-01 | CK-103 | HOY101ZV103P | CCD-103 | TA110 | TG-S10 |
| C19 | 82 N1500 | | | | | * | * | 10TCW-Q82 |
| C20 | .05 | | TTP-05 | CK-503 | HOV101ZV503Z | CCD-503 | TA150 | TGL-S50 |
| C21 | .1 | | TTP-1 | CK-104 | HOV101ZV104Z | | TA010 | TG-P10 |
| C22 | .1 | | TTP-1 | CK-104 | HOV101ZV104Z | | TA010 | TG-P10 |
| C23 | 330 | | GPD X5F331K | DD-331 | JBZ601YP331K | CCD-331 | GP333 | 10TS-T33 |
| C24 | .005 | | TTP-005 | CK-502 | HOY101ZV502P | CCD-502 | TA250 | TG-D50 |
| C25 | .2 | | | UK-204 | HCZ3ROXR224P | | MAG3022 | HY-125 |
| C26 | .2 | | | UK-204 | HCZ3ROXR224P | | MAG3022 | HY-125 |
| C27 | .05 | | TTP-05 | CK-503 | HOV101ZV503Z | CCD-503 | TA150 | TGL-S50 |
| C28 | .05 100V | | DBE6S5 | | DPMS6S5 | 6DP-3-503 | PVC615 | 6PS-S50 |
| C29 | 275 | #2093050-0705 | | | | | | |

Bendix Part Number.

* Not normally in distributor's stock. Available thru distributor on order to manufacturer.

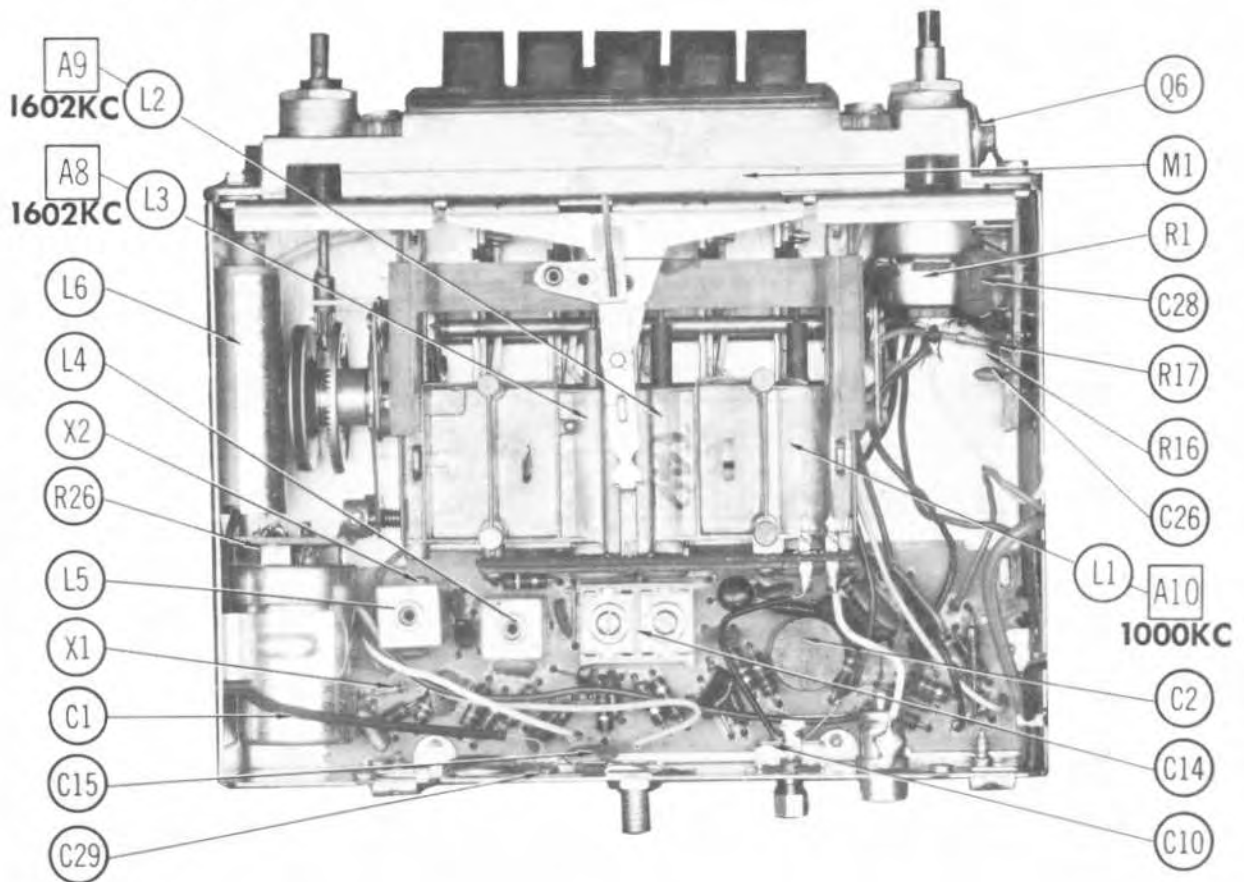
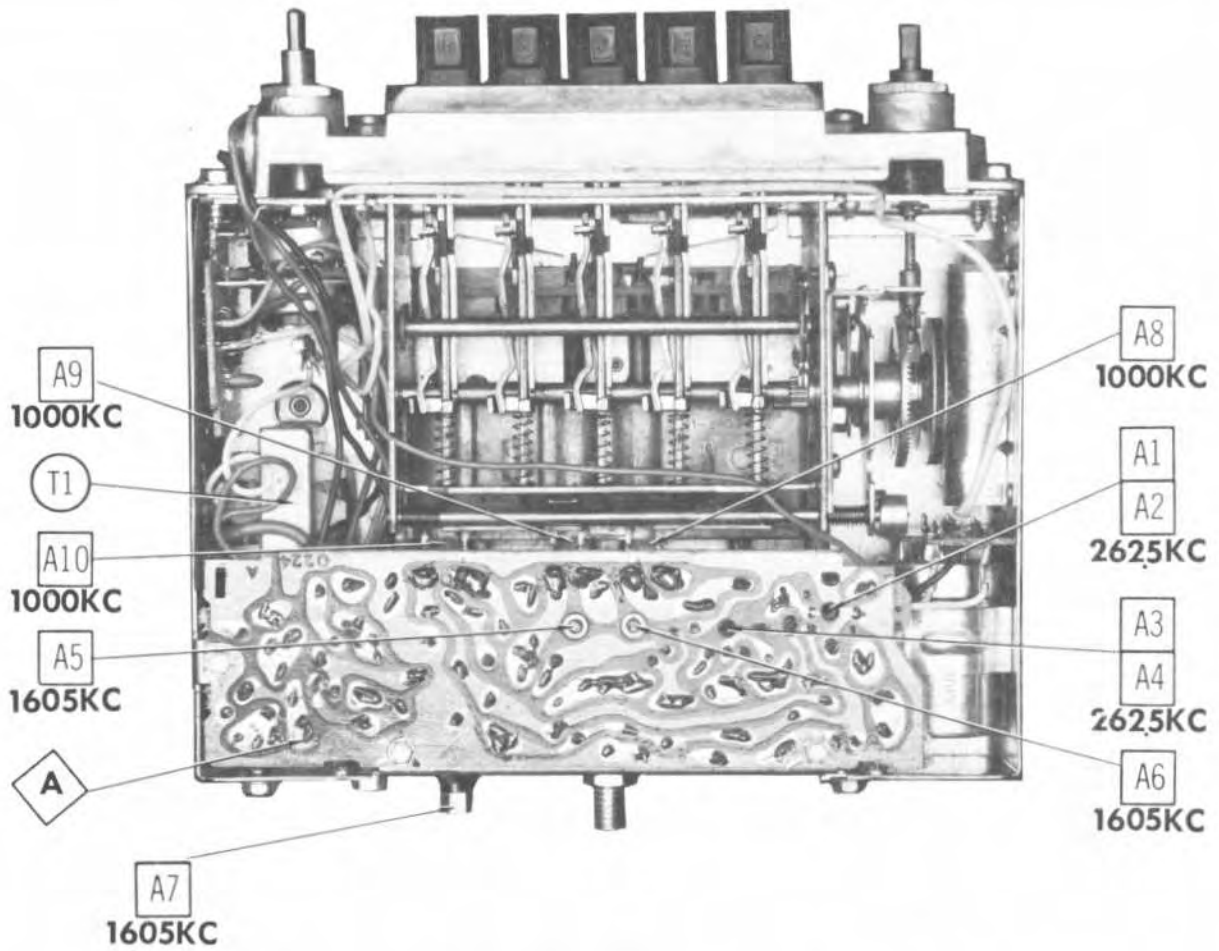
CONTROLS (All wattages 1/2 watt, or less, unless listed)

| ITEM No. | FUNCTION | RESISTANCE | REPLACEMENT DATA | | | | | |
|----------|---------------|----------------|------------------|-------------------------------|--------------------|------------------|------------------|---------------------------------|
| | | | MFGR. PART No. | CENTRALAB PART No. | CLAROSTAT PART No. | CTS-IRC PART No. | MALLORY PART No. | |
| R1A | Tone | 25K | 4080288-0703 | F1-25K (1), | | | * QJ-2609A | P253L (1), |
| B | Volume/Switch | 25K Tap @ 3000 | | R14-25K, FFS107, RFS112, KR-7 | | | | RU253T53, OX1437A, IS1750, US42 |

* "CONCENTRIKIT" Equivalent: K-8 Kit with Base Elements & Shafts: B11-120, P22-115 (Panel), B19-119X, R26-121 (Rear) R5 (2) (Ground Plate), 76-2 (Switch)

(1) Use Original Spring Mounting Clips. (2) Cut off tab ears (R5) & use original Spring Mounting Clips.

(CONTINUED ON PAGE 114)



PARTS LIST AND DESCRIPTION (CONTINUED)

(When ordering parts, state Model, Part Number, and Description.)

Replacement parts shown may be superseded by the availability of newly introduced replacements.
Have your local distributor check Sams COUNTER FACTS for the most up-to-date replacement.

RESISTORS (Power and Special)

| ITEM No. | RATING | REPLACEMENT DATA | | | ITEM No. | RATING | REPLACEMENT DATA | | |
|----------|----------|------------------|------------------|----------------|----------|--------|------------------|------------------|----------------|
| | | IRC PART No. | WORKMAN PART No. | MFGR. PART No. | | | IRC PART No. | WORKMAN PART No. | MFGR. PART No. |
| R25 | .8 (PTC) | | | 2090948-0026 | | | | | |

COILS (RF-IF)

| ITEM No. | USE | REPLACEMENT DATA | | | |
|----------|------------|------------------|-------------------|-----------------|------------------|
| | | PART No. | MEISSNER PART No. | MILLER PART No. | WORKMAN PART No. |
| L1 | Antenna | (1) | | | |
| L2 | RF | (1) | | | |
| L3 | Oscillator | (1) | | | |
| L4 | Input IF | 2057715-0701 | | | |
| L5 | Output IF | 2057715-0703 | | | |

(1) Part of M2.

FILTER CHOKE

| ITEM No. | RATINGS | | | REPLACEMENT DATA | | | | | NOTES |
|----------|--------------------|---------|------------------------------|------------------|----------------|------------------|---------------------|----------------|-------|
| | CURRENT (Measured) | DC RES. | INDUCTANCE (0 CURRENT 1000~) | PART No. | MERIT PART No. | STANCOR PART No. | THORDARSON PART No. | TRIAD PART No. | |
| L6 | 450ma | .6 | 1.5mh | 2092050-0737 | | | | | |

TRANSFORMER (Audio Output)

| ITEM No. | IMPEDANCE | | REPLACEMENT DATA | | | | | NOTES |
|----------|-----------|------|------------------|----------------|------------------|---------------------|----------------|-------|
| | PRI. | SEC. | MFGR. PART No. | MERIT PART No. | STANCOR PART No. | THORDARSON PART No. | TRIAD PART No. | |
| T1 | 17 | 8 | 2057317-0705 | | | | | |

SPEAKER

| ITEM No. | TYPE | REPLACEMENT DATA | | NOTES |
|----------|-------------------|------------------|---------------|-------|
| | | MFGR. PART No. | QUAM PART No. | |
| SP1 | 5" x 7" PM 8 ohms | 2094860-0702 | 57A2MT | |

FUSE DEVICES

| ITEM No. | DESCRIPTION | REPLACEMENT DATA | | | | | | | |
|----------|-------------|------------------|--------------|---------------|--------|---------------------|--------|------------------|--|
| | | PART No. | | BUSS PART No. | | LITTELFUSE PART No. | | WORKMAN PART No. | |
| | | DEVICE | HOLDER | DEVICE | HOLDER | DEVICE | HOLDER | DEVICE | |
| F1 | AGA 5 Amp | 2091811-0009 | 2094348-0532 | AGA 5 | HAF | 301005 | 150145 | | |

MISCELLANEOUS

| ITEM No. | PART NAME | PART No. | NOTES |
|----------|---------------|--------------|-------|
| M1 | Lamp, Dial | 2091877-0004 | #1892 |
| M2 | Tuner | 2094851-0513 | |
| | Coil Assembly | 2057171-0008 | |

CABINETS & CABINET PARTS (When ordering specify model, chassis & color)

| ITEM | PART No. | ITEM | PART No. |
|--------------|--------------|------------------------|--------------|
| Escutcheon | 4080271-0502 | Push Button | 4080215-0001 |
| Dial Glass | 4080569-0001 | Knob, Tuning or Volume | 4080232-0501 |
| Dial Pointer | 2090129-0107 | Knob, Tone | 4080233-0001 |

WIRING DATA

| | |
|---|---|
| General-use Unshielded Hook-up Wire | Use BELDEN No. 8530 (Solid) Available in 12 Colors |
| | 8524 (Stranded) Available in 12 Colors |
| Shielded Hook-up Wire | Use BELDEN No. 8885 |
| Rear Seat Speaker Extension Cable | Use BELDEN No. 8782 (Stranded) Coded Parallel Leads |
| Bonding Strap | Use BELDEN No. 8661 (3/8 In.) or 8670 (3/4 In.) |